


Shareholding Pattern

1. Name of Listed Entity: Kalyani Commercials Limited
2. Scrip Code/Name of Scrip/Class of Security: KALYANI
3. Share Holding Pattern as on : 30-Sep-2019
4. **Declaration:** The Listed entity is required to submit the following declaration to the extent of submission of information:-

S. No.	Particulars	Yes/No
1	Whether the Listed Entity has issued any partly paid up shares?	No
2	Whether the Listed Entity has issued any Convertible Securities?	No
3	Whether the Listed Entity has any shares against which depository receipts are issued?	No
4	Whether the Listed Entity has any shares in locked-in?	No
5	Whether any shares held by promoters are pledge or otherwise encumbered?	No
6	Whether the Listed Entity has issued any differential Voting Rights?	No
7	Whether the Listed Entity has issued any Warrants ?	No
8	Whether the listed entity has any significant beneficial owner?	Yes

Table I - Summary Statement holding of specified securities

Category (I)	Category of shareholder (II)	Nos. of shareholders (III)	No. of fully paid up equity shares held (IV)	No. of Partly paid-up equity shares held (V)	No. of shares underlying Depository Receipts (VI)	Total nos. shares held (VII) = (IV)+(V)+(VI)	Shareholding as a % of total no. of shares (calculated as per SCRR, 1957) (VIII)	Number of Voting Rights held in each class of securities (IX)			No. of Shares Underlying Outstanding convertible securities (including Warrants) (X)	Shareholding, as a % assuming full conversion of convertible securities (as a percentage of diluted share capital) (XI) = (VII)+(X)	Number of Locked in shares (XII)		Number of Shares pledged or otherwise encumbered (XIII)		Number of equity shares held in dematerialized form (XIV)
								As a % of (A+B+C2)	No of Voting Rights	Total as a % of (A+B+			No. (a)	As a % of total Shar	No. (a)	As a % of total Share	
								Clas s	Clas s	Tot al							



								eg: X	eg:y		C)		(A+B+C2)		es held (b)		s held (b)	
A	Promoter & Promoter Group	4	531400	0	0	531400	53.14	5314 00	0	531 400	53.14	0	53.14	0	0	0	0	531400
B	Public	480	468600	0	0	468600	46.86	4686 00	0	468 600	46.86	0	46.86	0	0	0	0	0
C	Non Promoter- Non Public	0	0	0	0	0	0	0	0	0	0	0	0	0	0	0	0	0
C1	Shares underlying DRs	0	0	0	0	0	0	0	0	0	0	0	0	0	0	0	0	0
C2	Shares held by Employee Trusts	0	0	0	0	0	0	0	0	0	0	0	0	0	0	0	0	0
	Total	484	1000000	0	0	100000 0	100	1000 000	0	100 000 0	100	0	100	0	0	0	0	531400




Table II - Statement showing shareholding pattern of the Promoter and Promoter Group

Category & Name of the Shareholders (I)	PAN (II)	No. of share older (III)	No. of fully paid up equity shares held (IV)	Partly paid-up equity shares held (V)	Nos. of shares underlying Depository Receipts (VI)	Total nos. shares held (VII = IV+V+VI)	Shareholding % calculate d as per SCRR, 1957 (VIII)	Number of Voting Rights held in each class of securities (IX)			No. of Shares Outstanding convertible securities (including Warrants) (X)	Shareholding, as a % assuming full conversion of convertible securities (XI) = (VII)+(X) as a % of A+B+C2	Number of Locked in shares (XII)		Number of Shares pledged or otherwise encumbered (XIII)		Number of equity shares held in dematerialized form (XIV)		
								As a % of (A+B+C2) (VIII)	Class X	Class Y			Total	No. (a)	As a % of total Shares held (b)	No. (a)		As a % of total shares held (b)	
1	Indian		0	0	0	0	0	0	0	0	0	0	0	0	0	0	0	0	
a	Individuals/Hindu undivided Family		4	531400	0	0	531400	53.14	531400	0	531400	53.14	0	53.14	0	0	0	0	531400
	Shankar Lal Agarwal	AAC PA35 54D	1	418000	0	0	418000	41.8	418000	0	418000	41.8	0	41.8	0	0	0	0	418000
	Mala Agarwal	AAFP A958 1K	1	45000	0	0	45000	4.5	45000	0	45000	4.5	0	4.5	0	0	0	0	45000
	Sourabh Agarwal	ADPP A214 3Q	1	28400	0	0	28400	2.84	28400	0	28400	2.84	0	2.84	0	0	0	0	28400
	Shankar Lal Agarwal HUF	AAG HS10 86Q	1	40000	0	0	40000	4	40000	0	40000	4	0	4	0	0	0	0	40000
b	Central Government/ State Government(s)		0	0	0	0	0	0	0	0	0	0	0	0	0	0	0	0	0
c	Financial		0	0	0	0	0	0	0	0	0	0	0	0	0	0	0	0	0



	Institutions/ Banks																		
d	Any Other (specify)	0	0	0	0	0	0	0	0	0	0	0	0	0	0	0	0	0	0
	Sub-Total (A)(1)	4	531400	0	0	531400	53.14	531400	0	531400	53.14	0	53.14	0	0	0	0	0	531400
2	Foreign	0	0	0	0	0	0	0	0	0	0	0	0	0	0	0	0	0	0
a	Individuals (Non- Resident Individuals/ Foreign Individuals)	0	0	0	0	0	0	0	0	0	0	0	0	0	0	0	0	0	0
b	Government	0	0	0	0	0	0	0	0	0	0	0	0	0	0	0	0	0	0
c	Institutions	0	0	0	0	0	0	0	0	0	0	0	0	0	0	0	0	0	0
d	Foreign Portfolio Investor	0	0	0	0	0	0	0	0	0	0	0	0	0	0	0	0	0	0
e	Any Other (specify)	0	0	0	0	0	0	0	0	0	0	0	0	0	0	0	0	0	0
	Sub-Total (A)(2)	0	0	0	0	0	0	0	0	0	0	0	0	0	0	0	0	0	0
	Total Shareholding of Promoter and Promoter Group (A)= (A)(1)+(A)(2)	4	531400	0	0	531400	53.14	531400	0	531400	53.14	0	53.14	0	0	0	0	0	531400

Table III - Statement showing shareholding pattern of the Public shareholder

Category & Name of the Shareholders (I)	PAN (II)	Nos. of shareholder (III)	No. of fully paid up equity shares held (IV)	Partly paid-up equity shares held (V)	Nos. of shares underlying Depository Receipts (VI)	Total nos. shares held VII = IV+V+VI	Shareholding % calculated as per SCRR, 1957 As a % of (A+B+C2) VIII	Number of Voting Rights held in each class of securities (IX)		No. of Shares Underlying Outstanding convertible securities (including Warrants) (X)	Total shareholding, as a % assuming full conversion of convertible securities	Number of Locked in shares (XII)		Number of Shares pledged or otherwise encumbered (XIII)		Number of equity shares held in dematerialized form (XIV)	
								No of Voting Rights	Total as a % of Total			No. (a)	As a % of total	No. (b)	As a % of total		

57

									Class X	Class Y	Tot al	Voting rights		(as a percentage of diluted share capital) (%)		Shar es held (b)	ap pli ca ble (a)	share s held (Not applic able) (b)	
1	Institutions	0	0	0	0	0	0	0	0	0	0	0	0	0	0	0	0	0	0
a	Mutual Funds/	0	0	0	0	0	0	0	0	0	0	0	0	0	0	0			0
b	Venture Capital Funds	0	0	0	0	0	0	0	0	0	0	0	0	0	0	0			0
c	Alternate Investment Funds	0	0	0	0	0	0	0	0	0	0	0	0	0	0	0			0
d	Foreign Venture Capital Investors	0	0	0	0	0	0	0	0	0	0	0	0	0	0	0			0
e	Foreign Portfolio Investors	0	0	0	0	0	0	0	0	0	0	0	0	0	0	0			0
f	Financial Institutions/ Banks	0	0	0	0	0	0	0	0	0	0	0	0	0	0	0			0
g	Insurance Companies	0	0	0	0	0	0	0	0	0	0	0	0	0	0	0			0
h	Provident Funds/ Pension Funds	0	0	0	0	0	0	0	0	0	0	0	0	0	0	0			0
i	Any Other (specify)	0	0	0	0	0	0	0	0	0	0	0	0	0	0	0			0
	Sub-Total (B)(1)	0	0	0	0	0	0	0	0	0	0	0	0	0	0	0			0
2	Central Government/ State Government(s) / President of	0	0	0	0	0	0	0	0	0	0	0	0	0	0	0			0



	with RBI																		
c	Employee Trusts	0	0	0	0	0	0	0	0	0	0	0	0	0	0	0			0
d	Overseas Depositories (holding DRs) (balancing figure)	0	0	0	0	0	0	0	0	0	0	0	0	0	0	0			0
e	Any Other (specify)	11	14000	0	0	14000	1.4	14000	0	140	1.4	0	1.4	0	0			0	
	HUF	10	13900			13900	1.39	13900		139	1.39	0	1.39		0			0	
	Bodies Corporate	1	100			100	0.01	100		100	0.01	0	0.01		0			0	
	Sub-Total (B)(3)	480	46860	0	0	46860	46.86	46860	0	468	46.86	0	46.86	0	0			0	
	Total Public Shareholding (B)= (B)(1)+(B)(2)+(B)(3)	480	46860	0	0	46860	46.86	46860	0	468	46.86	0	46.86	0	0			0	




Table IV - Statement showing shareholding pattern of the Non Promoter- Non Public shareholder

Category & Name of the Shareholders (i)	PAN (ii)	No. of share holder (iii)	No. of fully paid up equity shares held (iv)	Partly paid-up equity shares held (v)	Nos. of shares underlying Depository Receipts (vi)	Total no. shares held (VII = IV+V+VI)	Shareholding % calculate as per SCRR, 1957 As a % of (A+B+C2) (VIII)	Number of Voting Rights held in each class of securities (IX)			No. of Shares Underlying Outstanding convertible securities (including Warrants) (X)	Total shareholding, as a % assuming full conversion of convertible securities (as a percentage of diluted share capital) (XI)	Number of Locked in shares (XII)		Number of Shares pledged or otherwise encumbered (XIII)		Number of equity shares held in dematerialized form (XIV) (Not Applicable)	
								No of Voting Rights					Total as a % of Total Voting rights	No.	As a % of total Shares held	No. (Not applicable)		As a % of total shares held (Not applicable)
								Class X	Class Y	Total								
1	Custodian/DR Holder	0	0	0	0	0	0	0	0	0	0	0	0	0	0	0	0	0
2	Employee Benefit Trust (under SEBI (Share based Employee Benefit) Regulations, 2014)	0	0	0	0	0	0	0	0	0	0	0	0	0	0	0	0	0
Total Non-Promoter-Non Public Shareholding (C)= (C)(1)+(C)(2)		0	0	0	0	0	0	0	0	0	0	0	0	0	0	0	0	0

Table V - Statement showing shareholding pattern of the Significant Beneficiary Owner (SBO)

Name	PAN	Passport No. in case of a foreign national	Nationality	Details of holding/ exercise of right of the SBO in the reporting company, whether direct or indirect*					Date of creation / acquisition of significant beneficial interest
				Shares	Voting rights	Rights on distributable dividend or any other distribution	Exercise of control	Exercise of significant influence	



1	Shankar Lal Agarwal (Beneficial Owner)	AACPA3554D	NA	Indian	45.8	45.8	45.8	-	-	10-Aug-1991
A	Shankar Lal Agarwal HUF (Registered Owner)	AAGHS1086Q	NA	Indian	45.8	45.8	45.8	-	-	10-Aug-1991

Please Note: The shareholding of Shankar Lal Agarwal is 41.8% in the Company and through Shankar Lal Agarwal HUF, it is 4%, amounting to total of 45.8%.

Table II- Unclaim Details

Details of Shares which remain unclaimed may be given here along with details such as number of shareholders, outstanding shares held in demat/unclaimed suspense account, voting rights which are frozen etc.	
No. of shareholders	No of share held

Table III- Unclaim Details

Details of Shares which remain unclaimed may be given here along with details such as number of shareholders, outstanding shares held in demat/unclaimed suspense account, voting rights which are frozen etc.	
No. of shareholders	No of share held

Table III- Person in Concert

Details of the shareholders acting as persons in Concert including their Shareholding			
Name of shareholder	Name of PAC	No. of share	Holding %

